



2010-2011 GMT Reports for District (or Undistricted) District 303 HONG KONG,

GMT: PAUL CHOR HO FAN

Location: HONG KONG, CHINA

GMT CA: 5

CLUBS

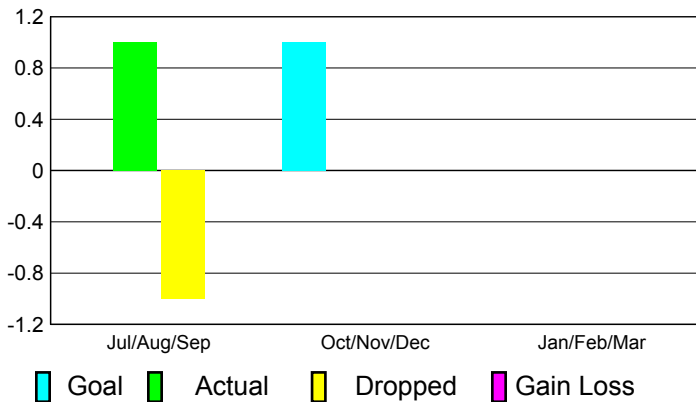
Club Results
2010-2011

Clubs
2009-2010

Month	New Club Goal	Actual New Clubs	Actual Dropped Clubs	Gain/Loss of Clubs	Gain/Loss of Clubs
Jul/Aug/Sep	0	1	-1	0	1
Oct/Nov/Dec	1	0	0	0	0
Jan/Feb/Mar	0	0	0	0	1
Totals	1	1	-1	0	2

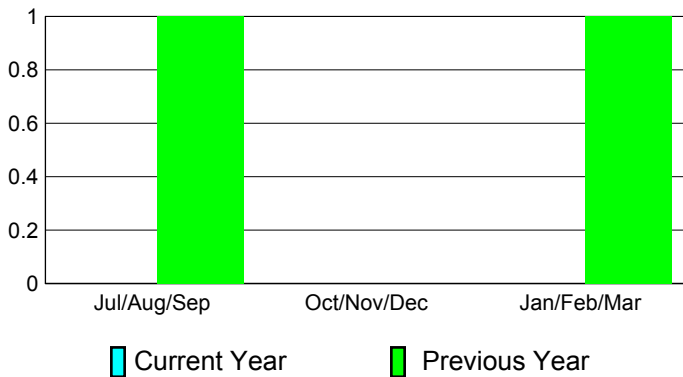
Club Results 2010-2011

Goal, New, Dropped, Gain/Loss



Comparison of Club Gain/Loss

Current Year Compared to the Previous Year



YTD Status Quo Clubs 2010-2011

Status Quo Clubs Compared to Status Quo Members



MEMBERSHIP

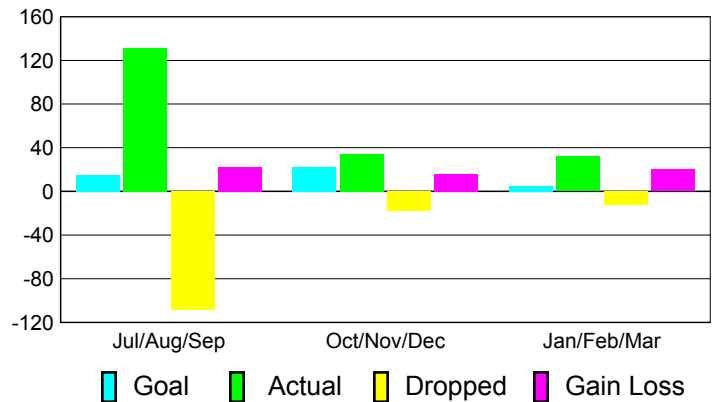
Membership Results
2010-2011

Membership
2009-2010

Month	Net Memb Goal	Actual New Memb	Actual Dropped Memb	Gain/Loss of Memb	Gain/Loss of Memb
Jul/Aug/Sep	15	131	-109	22	15
Oct/Nov/Dec	22	34	-18	16	-3
Jan/Feb/Mar	5	32	-12	20	40
Totals	42	197	-139	58	52

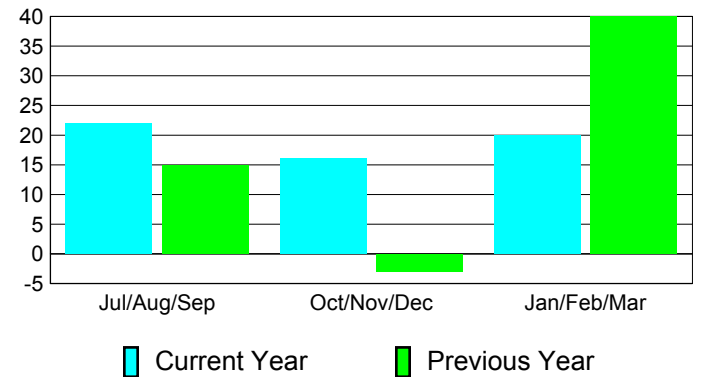
Membership Results 2010-2011

Goal, New, Dropped, Gain/Loss

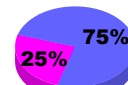


Comparison of Membership Gain/Loss

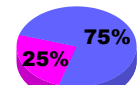
Current Year Compared to the Previous Year



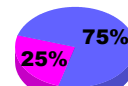
Gender Comparison 2010-2011



Jul/Aug/Sep



Oct/Nov/Dec



Jan/Feb/Mar

Male

Female



2010-2011 GMT Reports for District (or Undistricted) **District 303 MACAU**

GMT: **PAUL CHOR HO FAN**

Location: **MACAU**

GMT CA: **5**

CLUBS


Club Results
2010-2011

Clubs
2009-2010

Month	New Club Goal	Actual New Clubs	Actual Dropped Clubs	Gain/Loss of Clubs	Gain/Loss of Clubs
Jul/Aug/Sep	0	0	0	0	0
Oct/Nov/Dec	0	0	0	0	0
Jan/Feb/Mar	0	0	0	0	0
Totals	0	0	0	0	0


Club Results 2010-2011

Goal, New, Dropped, Gain/Loss




Comparison of Club Gain/Loss

Current Year Compared to the Previous Year



YTD Status Quo Clubs 2010-2011

Status Quo Clubs Compared to Status Quo Members



MEMBERSHIP

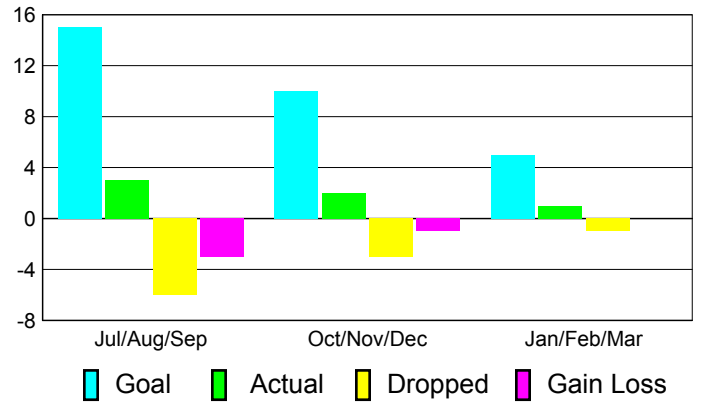
Membership Results
2010-2011

Membership
2009-2010

Month	Net Memb Goal	Actual New Memb	Actual Dropped Memb	Gain/Loss of Memb	Gain/Loss of Memb
Jul/Aug/Sep	15	3	-6	-3	5
Oct/Nov/Dec	10	2	-3	-1	-1
Jan/Feb/Mar	5	1	-1	0	1
Totals	30	6	-10	-4	5

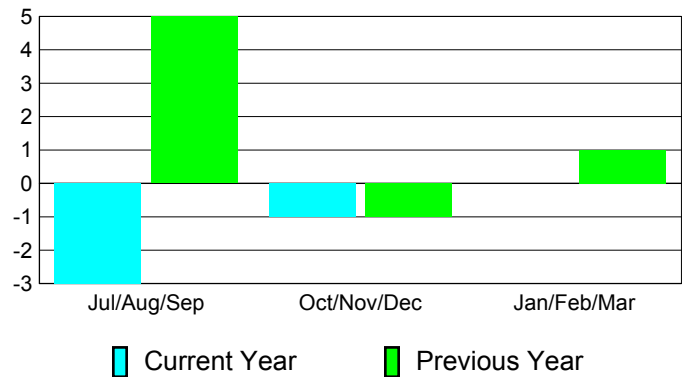
Membership Results 2010-2011

Goal, New, Dropped, Gain/Loss

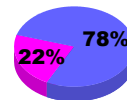


Comparison of Membership Gain/Loss

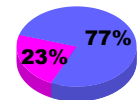
Current Year Compared to the Previous Year



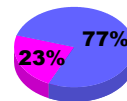
Gender Comparison 2010-2011



Jul/Aug/Sep



Oct/Nov/Dec



Jan/Feb/Mar

Male

Female